

GET TO KNOW ACCOUNT VIEW 2.0



Connecting you to secure financial account access
anytime, anywhere, on any device



KEEPING YOU CONNECTED

The power of human connection has never been more important.


Your relationships with your friends and family are naturally top of mind, but your financial wellness likely is as well. To make it even easier for you to stay connected with your financial professional and your information, you need the right technology.

As the partner dedicated to supporting your financial professional, LPL is here to deliver that technology.

The Account View 2.0 mobile app and desktop portal brings enhanced capabilities, so you can access your information from anywhere, anytime. This allows you to focus on your financial aspirations and how you're trending toward your goals.

With a modernized dashboard, you get a simple view of your account information so you can see everything in one easy-to-understand view. Connectivity and convenience—that's what the Account View 2.0 experience delivers.

To help you get a feel for this new technology, we've provided the information and resources you'll need to get started with Account View 2.0.



ACCOUNT VIEW 2.0 AND YOU

Did you know that the average mobile user has 36 apps installed on their phone?

In 2020, 282 million people in the United States accessed the Internet via a mobile device, with the majority of users accessing information that's important to them via an app.¹ The world has gone mobile, and giving clients access to their financial information via an app is no longer an option for businesses today—it's a necessity.

That's why we're excited for you to get a feel for the Account View 2.0 mobile app and portal. It provides you with on-the-go access from the mobile app, and a modern, easy-to-use dashboard. Plus, you have the ability to go paperless with over 99% of your communications.

Technology needs to constantly evolve, and Account View is no different. We're continually building and enhancing Account View 2.0 to ensure it fits your needs and surpasses your expectations. You will continue to see new features and capabilities within Account View 2.0 mobile app and desktop portal.



Getting Started

[Watch this short video about Account View](#)

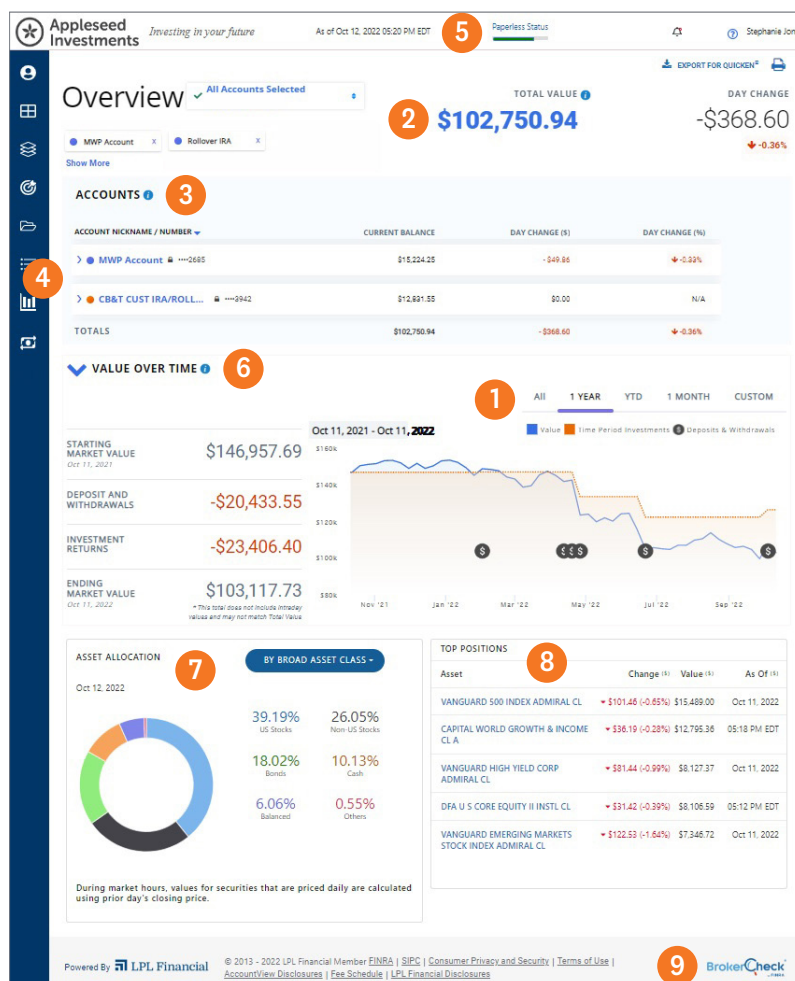
¹ "Smartphone penetration rate as share of the population in the United States from 2010 to 2021," published by leading online statistics portal Statista; April 2020

SECURE FINANCIAL ACCOUNT ACCESS ANYTIME, ANYWHERE, ON ANY DEVICE

With the convenience and security of Account View 2.0, you can access your most up-to-date account information from your desktop, mobile phone, or tablet with just the click of a button or tap of a finger.

❗ Did you know you can elect to have over 55 letters sent via eDelivery for a paperless experience. By electing paperless, it allows you to receive these letters quicker while providing a permanent place to access them.

- 1 You can select a time frame over which to display account data .
- 2 Your total portfolio value and any changes in value that occurred during the day.
- 3 Monitor individual account balances, deposits, and withdrawals and investment returns.
- 4 Identify accounts easily: blue icon indicates LPL Financial account; orange icon indicates other non-LPL Financial accounts.
- 5 The ability to go paperless; mailings of statement and trade confirmations are eliminated.
- 6 Keep track of how your investments performed at a specific time, or over a period of time.
- 7 View the asset allocation pie chart to see how your assets are allotted.
- 8 View a snapshot of your top positions' recent performance.
- 9 Conduct a FINRA broker check at brokercheck.finra.org.



A note about security: LPL takes seriously the security and privacy of your information. Safeguarding data is our primary focus in the conception, design, and implementation of our platforms for you, like in Account View 2.0. Security is an evolving journey, and as cybercriminals change their tactics, we adapt and accelerate to stay one step ahead to protect you.

HOW TO GAIN ACCESS TO ACCOUNT VIEW 2.0

Follow these simple steps to easily self-register for Account View 2.0.

Step 1

Go to <https://myaccountviewonline.com/login/>.

Select **Sign Up**.

Step 2

Enter your email, phone, and the last four digits of the SSN that you provided to your financial professional. Then complete the **reCAPTCHA**. All fields are required.

❗ If you have difficulty creating your profile, please contact your financial professional.

Step 3

Select **Find Me** to continue.

Step 4

Review and **Agree** to the **Terms and Conditions**.

Step 5

Create and **Confirm** your password.

Step 6

Login with your new credentials.

Step 7

Select your verification method using your device to receive the **one-time password (OTP)** sent to your registered phone number.

❗ You can receive your **one-time password (OTP)** via text message or a phone call.

Step 8

Enter your code, then click **Verify**. Your Account View 2.0 home page will appear.

If you have difficulty creating your profile, you can contact your financial professional for help.

If you're already using Account View, but have the legacy version that doesn't include app access, simply reach out to your financial professional to get started.

Sign In to Access Your Accounts

Username

Forgot Username?

NEXT >

1 **SIGN UP**

Create your account
Let's find you in our system!

Please use the same information you provided to your financial professional.

Email

Phone

Last Four Digits of SSN

2 **I'm not a robot**

3 **FIND ME >**

TERMS OF USE FOR ONLINE SERVICES

IMPORTANT - READ CAREFULLY:

These Terms of Use (Terms) govern the use of all electronic and online content, tools, products and services (Online Services) made available by LPL Financial LLC (LPL), either on LPL websites (Sites) or by any other electronic device or means, including mobile devices (Access Devices). Online Service offerings may vary depending on the Access Device and may be offered under different brand names. These Terms constitute a binding agreement between you (You) and LPL. LPL makes the Online Services available solely on the terms and conditions set forth herein and on the condition that you accept and comply with these Terms. These Terms are in addition to any other agreements between you and LPL, including any other agreements or terms that govern your use of information, content, tools, products and services made available by LPL.

BY CLICKING ON THE ACCEPT BUTTON, YOU HEREBY ACCEPT THIS AGREEMENT AND AGREE THAT YOU ARE LEGALLY BOUND BY ITS TERMS AND CONDITIONS. IF YOU DO NOT AGREE TO ALL OF THE TERMS AND CONDITIONS OF THIS AGREEMENT, LPL WILL NOT AND DOES NOT MAKE AVAILABLE THE ONLINE SERVICES TO YOU. YOU ARE NOT AUTHORIZED TO ACCESS OR USE THE ONLINE SERVICES, AND YOU SHOULD CLICK ON THE DO NOT ACCEPT BUTTON.

1. **Right to Access and Use the Online Services:** Subject to and conditioned upon your compliance with all the terms and conditions set forth herein, LPL hereby grants to You a limited, revocable, non-transferable right to access and use the

4 **ACCEPT** **DECLINE**

Set Password

Enter Password

Confirm Password

5 **CONFIRM**

6 **SIGN UP**

Verify Your Device

7 **VERIFY**

8 **VERIFY**



YOUR TOP QUESTIONS, ANSWERED

We've received some common questions from the financial professionals who are already using the product with their investors. Below are the top questions and corresponding answers:

If I have a legacy Account View 1.0 login, how do I create an Account View 2.0 account?

Please contact your financial professional.

How do I get started with Account View 2.0?

If your advisor is creating your Account View 2.0 account, then you will receive an email invite to register for Account View 2.0. Once you click on the link to start the activation process, you will be asked to enter the last four digits of your SSN and your email address that we have on file. The first time that you login we will send you a one-time passcode to your mobile phone number to verify your identity.

How do I get access to the mobile app?

After you've received the activation email and set your password you can download the LPL Account View mobile app and login with your email address and password. You'll get a text message with a code to register the app the first time you log in.

How do I reset my Account View 2.0 password?


Use the "Forgot Password" link from the mobile app or desktop platform via this URL at myaccountviewonline.com.

Does the Account View 2.0 mobile app work with biometric options like Face ID?

Yes. Face ID or Touch ID can be enabled during initial setup of the app.

How do I activate my Account View 2.0 access if I am currently an Account View 1.0 user?

Your financial professional will need to migrate your account and then you will receive an activation email. Select that link and follow the steps by entering the last four digits of your SSN or Tax ID and your email address. Remember your login username is the email address where you received your activation email. The first time you login to Account View 2.0—and any time you log in on a new device—you'll get a code sent to your phone. You'll need to enter this code to access Account View 2.0.



What should I do if I can't sign in to my account?

Reach out to your financial professional or follow the steps for a forgotten password.

Can I see all the accounts for my household in Account View?

Yes. While each Account View profile provides access to the account for a single person by default, your financial professional can provide access to additional accounts held by members of your household.

What types of investments will appear in Account View?

Accounts managed by your financial professional will appear in Account View 2.0, whether they are held directly at LPL or networked to an LPL account.

Which browsers are supported for accessing Account View?

Chrome is the preferred browser, but Account View is available on all major browsers (i.e., Chrome, Firefox, and Safari).

Can I access Account View from my mobile device?

Yes, you can access from a mobile device via a browser or the app, which you can find by searching for "LPL Account View" on the App Store for iOS and Google Play for Android devices.

How current is the account information?

During market hours, prices and values update every 20 minutes. Intraday transaction information may take up to an hour to appear in Account View 2.0.

Can I update my beneficiaries using Account View?

If you have eligible account types, including IRAs or 403b accounts, you'll have the ability to update Beneficiary information using Account View. Click Preferences from the settings cog located in the upper-right, then select the Relationships tab. From here, you'll be able to view and update eligible accounts.

How do I sign up for paperless?

Log in to your account at www.myaccountviewonline.com. Then click on "Paperless Status" on the top of the page. From there you can choose to either go 100% paperless for all eligible documents or pick and choose what you receive paperless and by mail delivery.

Can I give account access to others?

You may want to grant access to a significant other, or a family member, to view your investment account information. You may also want your accountant to have access to their account in order to download tax statements. You can control other user access to your account by visiting your user profile preferences and click on the Relationships tab.

Can I transfer money via ACH deposits?

You can transfer funds from an external bank account to a LPL non-retirement account and funds are typically available for use in their investment account the following business day. If you have a previously established a link to your bank account, then you are already set up to transfer funds. However, if you like to add, edit, or remove a connection to an external bank account, please contact your advisor.



📞 **Questions? Please contact our technical support help desk:**

Call Monday – Friday, 9 a.m. – 6 p.m. ET (800) 558-7567.

When prompted, say “Online Access” to connect with a service professional.

This material was prepared by LPL Financial

Securities and advisory services offered through LPL Financial (LPL), a registered investment advisor and broker/dealer (member FINRA/SIPC). Insurance products are offered through LPL or its licensed affiliates. To the extent you are receiving investment advice from a separately registered independent investment advisor that is not an LPL Financial affiliate, please note LPL Financial makes no representation with respect to such entity.

Not Insured by FDIC/NCUA or Any Other Government Agency	Not Bank/Credit Union Guaranteed	Not Bank/Credit Union Deposits or Obligations	May Lose Value
--	---	--	-----------------------